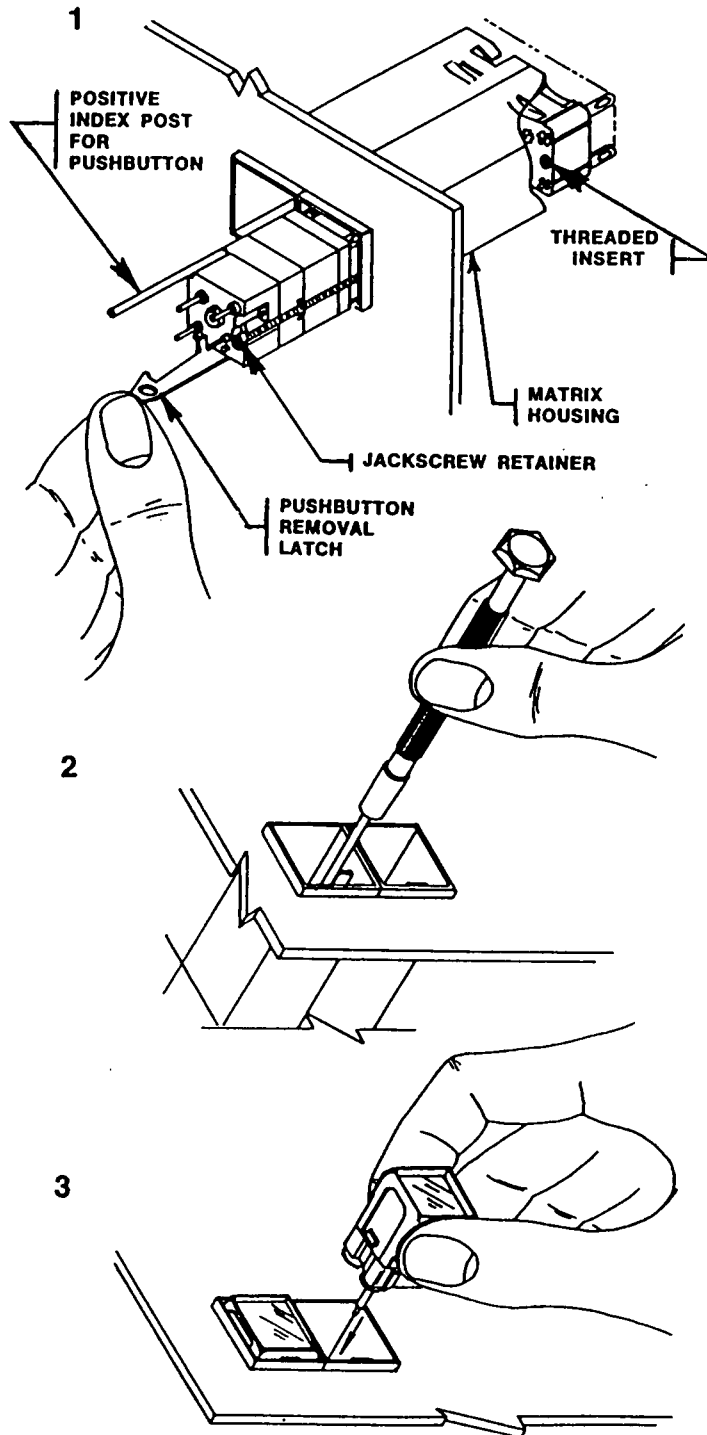


**Installation and removal instructions for Model 40M and 40MR
"A", "B", "E", and "I" modules equipped with jackscrew retainers**



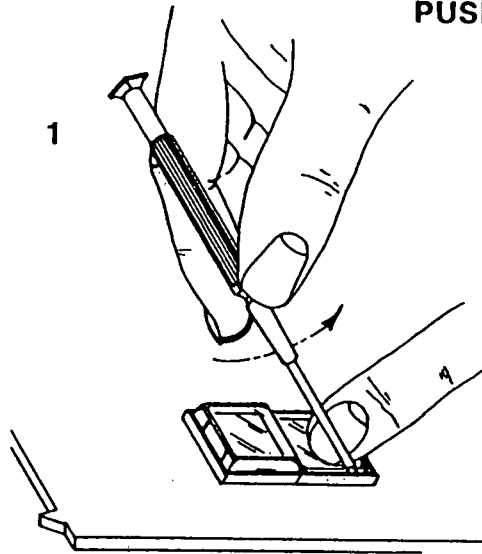
1. Insert jackscrew in elongated slot on side of module. Jackscrew snaps into slot. Before inserting module into matrix opening check for proper orientation of module to termination receptacle in matrix housing. Jackscrew must be positioned in line with threaded insert in receptacle. Insert is normally to the right center of receptacle and will position the positive index post of Model 40M module in upper left hand corner for right-reading orientation of pushbutton display when inserted.

2. Position module in matrix opening and push in until it bottoms on termination receptacle. Using a small screwdriver rotate jackscrew clockwise until top of pushbutton removal latch is flush with top of matrix housing. Tighten jackscrew to 8 ounce inches. CAUTION — Do not exceed torque recommendation. Proper contact of module to termination receptacle is now complete.

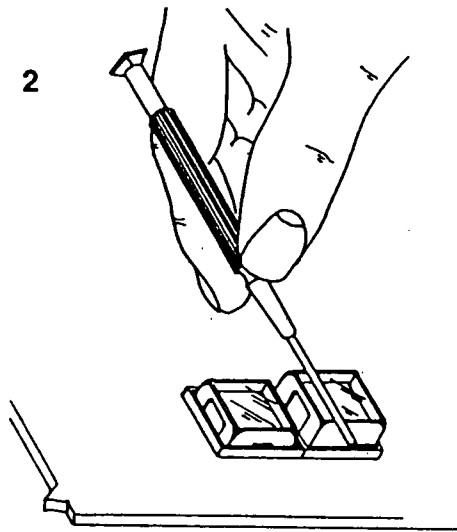
To remove module reverse procedure. Turn jackscrew counter clockwise until module is released from termination receptacle. Grasp pushbutton removal latch, which will now extend above top of matrix housing, and pull module out.

3. Position pushbutton so bottom of legend faces pushbutton removal latch. This will position pushbutton so that groove on upper left hand corner mates with positive index post on Model 40M module. Positive index post will prevent pushbutton being inserted in incorrect position. Push pushbutton until it bottoms on module. This will allow latch to engage catch on pushbutton holding it in matrix housing.

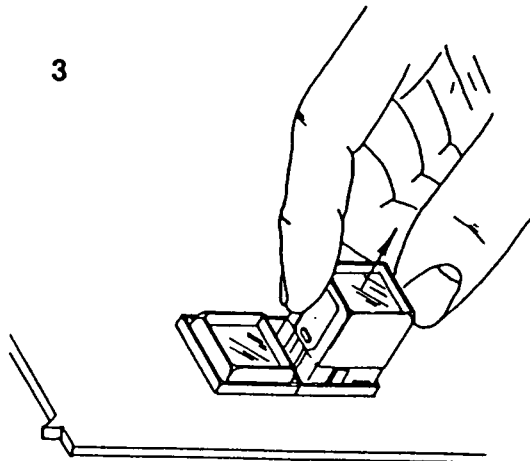
PUSHBUTTON REMOVAL



1. Depress pushbutton until removal latch is free to move. Using small screwdriver or fingernail push removal latch to right and hold.



2. While holding removal latch to right release pushbutton. Spring loaded lamp contacts will push pushbutton to an extended position above matrix and surrounding pushbuttons.



3. Release removal latch and pull pushbutton from matrix housing.